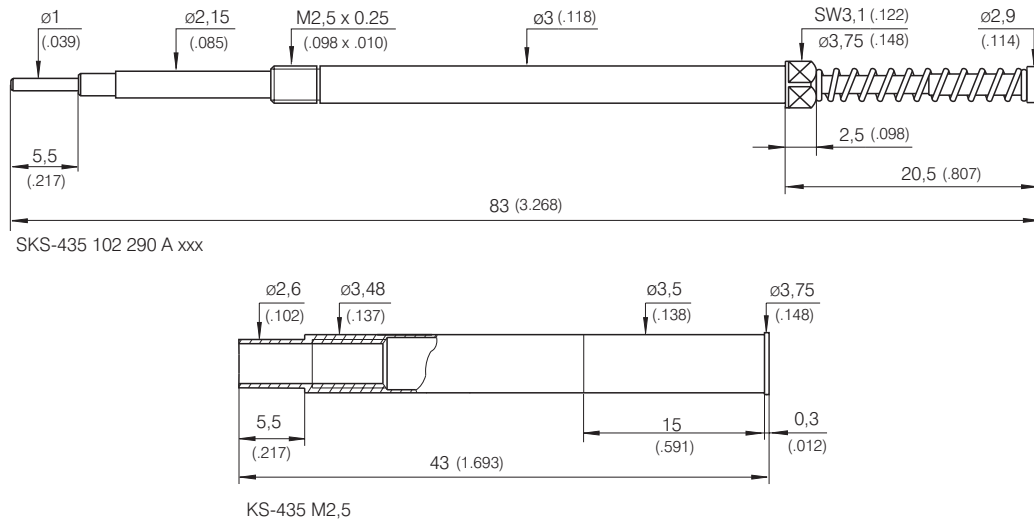



Mounting and Functional Dimensions



Available Tip Styles

Material	Tip Style	Standard Plating	Special Versions	
			Ø	(Ø inch)
1	02 	A		

Installation Height

The Installation Height of the Tip is always 20,8 mm (.819) (Dimensions with Receptacle).

Test Probe can only be used with Receptacle.

Mechanical Data

Maximum Stroke: 8,0 mm (.315)
 Switching Path: 6,0 mm (.236) ± 0,2 mm (.008)
 Force at Switching Point: 13,5 N (48.6oz); 18,5 N (66.6oz); 23,5 N (84,6oz)

Electrical Data

Current Rating: 3 A

Mounting Hole Size

in CEM 1 and FR 4: Ø 3,48 - 3,49 mm (.1370 - .1374)

Materials

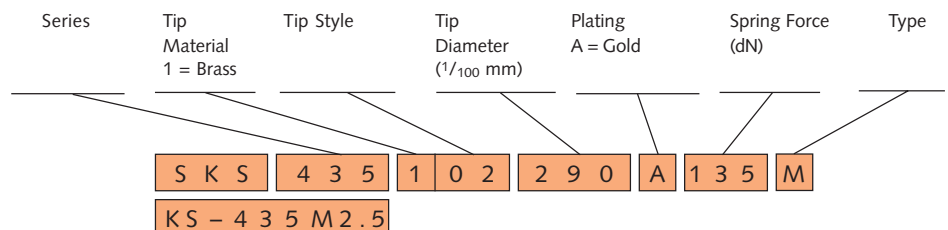
Plunger: Brass, gold-plated
 Barrel: Brass, gold-plated
 Spring: Steel, gold-plated resp. stainless Steel
 Receptacle: Brass, gold-plated
 Insulation: Teflon

Note to SKS - 435 and KS - 435 M2.5

SKS-435 will be screwed into KS-435 M2.5 using special tools > see page 103.

Recommended Screw-in Torque: Maximum 20 Ncm

Ordering Example:



Test Probe:

Receptacle: