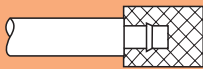


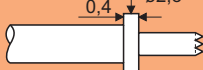


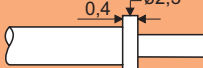



SKS 415

Grid:
 ≙ 3,50 mm
 ≙ 140 Mil

Switching Probe
 Installation Height: 10,2 - 24,7 mm (.402- .972)
 Switching Path: 1,7 mm (.067)

Available Tip Styles

Material	Tip Style	Standard Plating	Special Versions	
			Ø	Øinch
0	02 	A	5,00 2,30	(.197) (.091)
3	02 	A		
3	03 	A		
3	06 	A		
3	06 	A	4,00	(.157)
3	53* 	A		
3	56* 	A		
3	56* 	A		

* Tip Length 9,5 mm (.374)

Electrical Data

Current Rating: 5 A

Mounting Hole Size

with Receptacle: Ø 2,98 - 2,99 mm (.1173- .1177)
 without Receptacle: Ø 2,65 mm (.1043)

Materials

Plunger: BeCu, gold-plated
 (or gold-plated with Insulator Cap)
 Barrel: Brass, gold-plated
 Spring: Steel, gold-plated
 Receptacle: Brass, gold-plated

Note:

The Receptacle can be used from Grid 4,5 mm (180 Mil) up.

Screw-in Version > see SKS-465 M on Page 94/95.

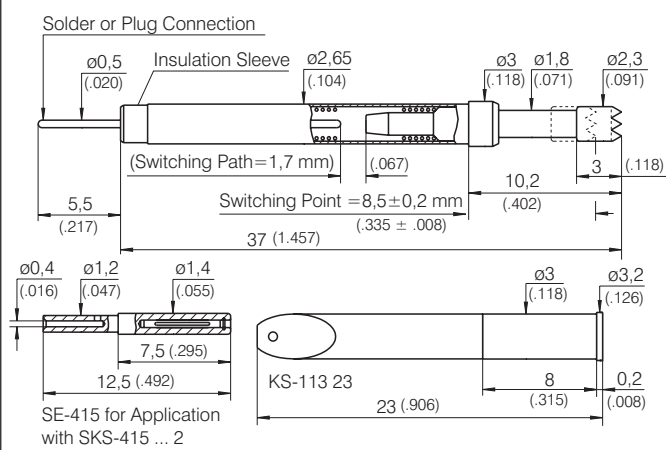
The Receptacle **KS-415 S** enables easy changing of the Switching Probe SKS-415 ... 02 E without removing the wiring connection.

Tools:

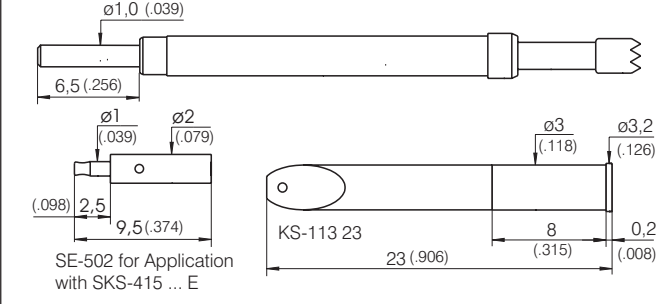
Insertion and Extraction tools for SKS and KS > see Page 80.

Mounting and Functional Dimensions

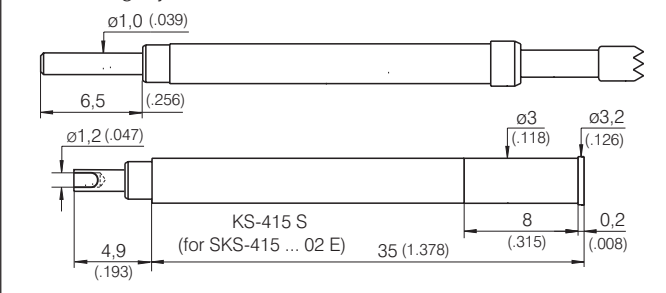
SKS - 415 ... 2



SKS - 415 ... E

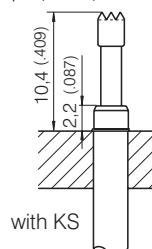


Quick-exchange System with SKS - 415 ... 02 E



Mechanical Data

Switching Path: 1,7 mm (.067) ± 0,2 (.008)
 Maximum Stroke: 5,2 mm (.205)
 Spring Force at Switching Point: 0,7 N (2.5oz)
 Spring Force 80% Stroke: 2,3 N (8.3oz)



Collar Height and Installation Height

To adjust the Installation Height (Dimension without KS) Test Probes with different Collar Heights are available.

Collar Height	Install. Height (without KS) with Tip Style 02/03/06	Install. Height (without KS) with Tip Style 53/56
02	10,2 mm (.402)	16,7 mm (.657)
05 **	13,2 mm (.520)	19,7 mm (.776)
10 **	18,2 mm (.717)	24,7 mm (.972)

** not usable with KS-415 S

Ordering Example:

Series	Tip Material 0 = Delrin 3 = BeCu	Tip Style	Tip Diameter (1/100 mm)	Plating A = Gold	Spring Force (dN)	Collar Height (mm)	Type (alternative E)
--------	--	-----------	----------------------------	---------------------	----------------------	-----------------------	-------------------------

Test Probe:

SKS 415 306 230 A 23 02 2

Receptacles:

KS-113 23 KS-415 S

Lamellar Plugs:

SE-415 SE-502

All specifications are subject to change without prior notification